

Zoe Competition



IECEx RoHS

44

45



COLORED AND VERSATILE

Totally matching every type of decorative solution thanks to the possible customizations

00

SHOT TIMER

To accurately and reliably time coffee extraction

LED LIGHTING OF THE WORKING AREA

Allows to effectively work in any light condition

EASY SERVICE

Fast access to the internal parts for quick and easy technical service

LOW SERVICE COST

Designed to decrease the maintenance and inspection costs

Characteristics



ELECTRONIC AUTO-LEVEL
Through an electronic level probe the boiler is automatically filled and maintained to the right filling level.



ACTIVATED ELECTRONIC PRE-INFUSION
Management of the delayed activation of water solenoid in the first phase of brewing.



DOUBLE READING GAUGE
Allows to control at the same time the boiler pressure and the distribution pressure.



EASY SERVICE
Fast access to the internal parts for quick and easy technical service.



AUTOMATIC CLEANING CYCLE
Process for coffee groups cleaning.



LED LIGHTING OF THE WORK AREA
Allows efficient working in any condition of environmental lighting.



SHOT TIMER
To accurately and reliably time coffee extraction.

Other



AUTOSTEAMER
Steam wand characterized by an electronic system that allows to mount and/or heat milk at the set temperature.



CUP WARMER
Dedicated resistor to keep all the cups at the optimal temperature.



EXTERNAL VOLUMETRIC PUMP



NAKED FILTER HOLDERS

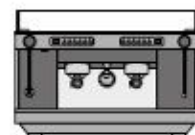


ENHANCED RESISTANCE

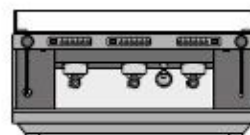
Versions



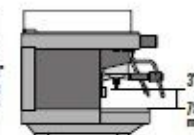
21" / 530 mm



28" 2/4" / 720 mm



37" 2/4" / 950 mm



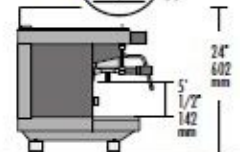
14" 1/2" / 368 mm

19" 2/3" / 500 mm

1 group
1 steam tap
1 water tap
1 one-cup filter holder
1 two-cup filter holder

2 group
2 steam taps
1 water tap
1 one-cup filter holder
2 two-cup filter holders

3 group
2 steam taps
1 water tap
1 one-cup filter holder
3 two-cup filter holders



TALL VERSION

2-3 group



CE

Technical data

		1 group	2 group	3 group
voltage	V	220-240 1N / 380-415 3N		
max input boiler/steam boiler's resistor power	kW	2.35	2.95	5.8
			4.3	
			4.8	
steam boiler capacity	lt	5	9	12.5
pump power	kW	0.13	0.13	0.13
net weight	lb / kg	93 / 42	121 / 55	152 / 69
	lb / kg	104 / 47	130 / 59	161 / 73

Colours

	Black	RAL 9005
	White/Black	RAL 9003/9005
	White/Matte black	RAL 9003/9005
	White/Red	RAL 9003/3002

PERSONALISED GRAPHICS



Customization of internal panels with graphics and colors (on request).

Zoe Competition
Link to the website